



# **Performance Update**

Q1 FY 2022-23

August, 12, 2022

# DISCLAIMER

*“Some of the statements in this communication may be ‘forward looking statements’ within the meaning of applicable laws and regulations. Actual results might differ substantially or materially from those expressed or implied. Important developments that could affect the Company’s operations include changes in industry structure, significant changes in political and economic environment in India and overseas, tax laws, import duties, litigation and labour relations.”*

# PRESENTATION FLOW

- Results
  - Financial Highlights – Consolidated
  - Segment Performance
- Business Performance
  - Performance highlights including Subsidiaries and Associates
- Other information

# FINANCIAL HIGHLIGHTS – CONSOLIDATED

# FINANCIAL HIGHLIGHTS - CONSOLIDATED

Particulars (₹crore)	Q1 FY 2022-23	Q1 FY 2021-22	% Growth
<b>Total Income</b>	<b>4,242</b>	<b>3,101</b>	<b>37%</b>
<b>PBDIT *</b>	<b>578</b>	<b>434</b>	<b>33%</b>
<b>Depreciation</b>	<b>72</b>	<b>64</b>	<b>-</b>
<b>PBIT*</b>	<b>506</b>	<b>370</b>	<b>36%</b>
<b>Interest</b>	<b>188</b>	<b>134</b>	<b>-</b>
<b>Net Profit *#</b>	<b>204</b>	<b>139</b>	<b>47%</b>

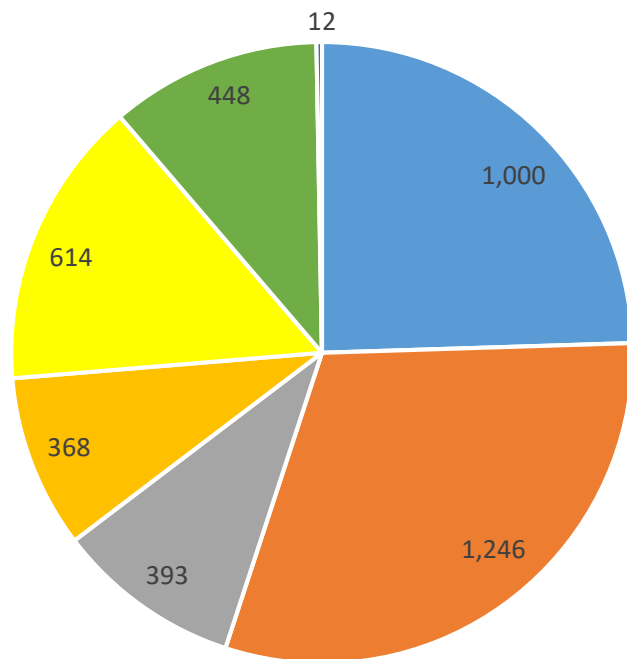
\* Including share of profit in associates & exceptional.

# With share of profit in associate companies, post reduction of non-controlling interest.

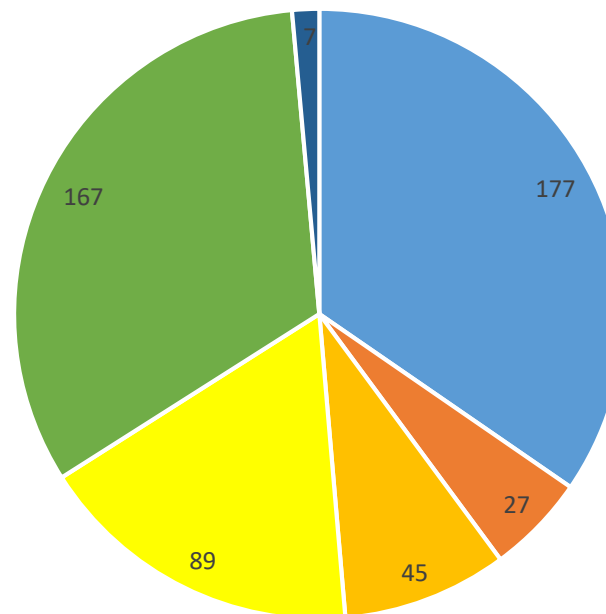
# **CONSOLIDATED RESULTS – SEGMENT PERFORMANCE**

# SEGMENT-WISE CONTRIBUTION TO FINANCIALS: Q1 FY 2022-23

Revenue \* (₹ crore)



PBIT \* (₹ crore)



\*excluding others segment.

■ CHEMICALS

■ DAIRY

■ VEG OILS

■ FINANCE & INVESTMENTS

■ ANIMAL FEEDS

■ CROP PROTECTION

■ ESTATE & PROPERTY DEVELOPMENT

**BUSINESS PERFORMANCE: Performance Highlights  
incl. subsidiaries, JVs and Associates**



# CONSUMER (GCPL)

## Business and Financial Highlights for Q1 FY2022-23:

- Consolidated sales grew by 8% year-on-year.
- Consolidated EBITDA declined by 13% year-on-year. (without one offs)
- Consolidated net profit declined by 16% year-on-year (without exceptional items and one offs).
- **Category Review**
  - **Home Care:** Home Care declined by 4%. GCPL delivered a soft performance in Household Insecticides, on the back of a high base and relatively muted season. Air Fresheners witnessed strong performance, led by an uptick in the category.
  - **Personal Care:** Personal Care grew by 25%. Personal Wash & Hygiene maintained its growth momentum, delivering double-digit sales growth. Hair Colour witnessed strong growth driven by category uptick. Godrej Expert Rich Crème continues to perform well and gain market share.



## Financial Highlights

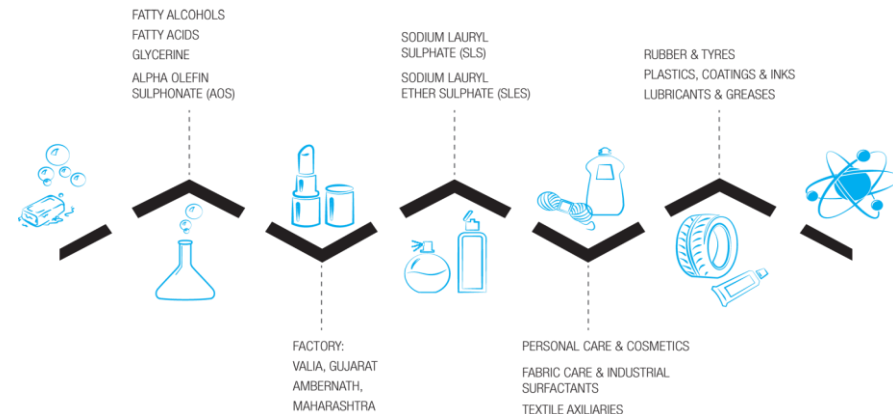
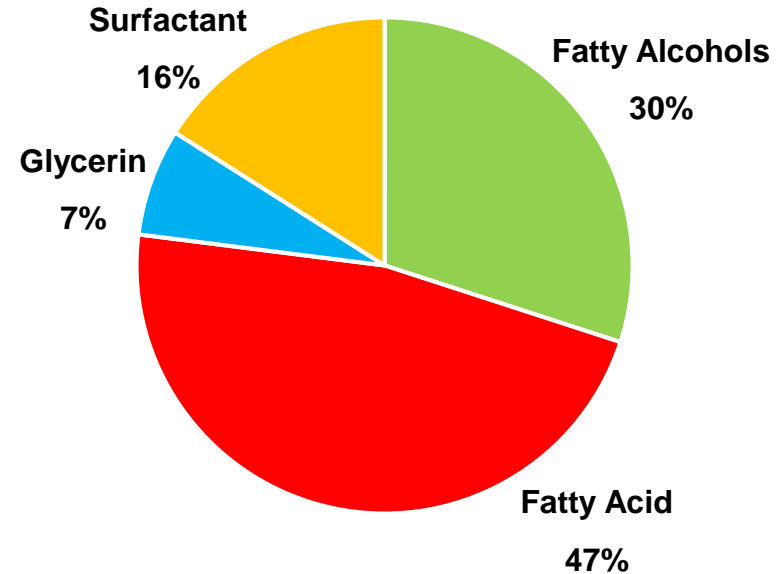
₹ crore	Q1 FY 22-23	Q1 FY 21-22
Revenue	1,000	621
PBIT	177	52

- Revenues for Q1FY23 increased by 61%
- PBIT for Q1FY23 increased by 241%
- Exports for Q1FY23 stood at ₹291 crore



GIL Chemicals received the prestigious Earth Care Award (Innovation in GHG emissions) by JSW and TOI.

## Product Portfolio Q1 FY 2022-23



## Godrej Properties Limited (GPL) - Consolidated Financial Highlights:

₹ crore	Q1 FY23	Q1 FY22
Total Income	375	232
Net Profit after tax	46	17

## Business & Sales Highlights for Q1 FY 2022-23

- Q1 FY23 witnessed total booking value of ₹ 2,520 crore and total booking volume of 2.83 million sq. ft. as compared to total booking value of ₹ 497 crore and total booking volume of 0.77 million sq. ft. in Q1 FY22
- Added a new residential project in Nagpur with a saleable area of ~1.5 million sq. ft
- As a part of GPL's carbon sequestration projects, a new afforestation project has been commissioned to plant 3 lakh saplings on community land and on farmer's agricultural land in Ambejogai, Beed which has a potential to sequester 15,000 TCO<sub>2e</sub> annually.
- Received 9 awards in Q1 FY23.

# AGRI BUSINESS

## Godrej Agrovet Limited (GAVL) - Consolidated Financial Highlights

₹ crore	Q1 FY23	Q1FY22
Total Income	2,510	1,993
Net Profit after tax	83	106

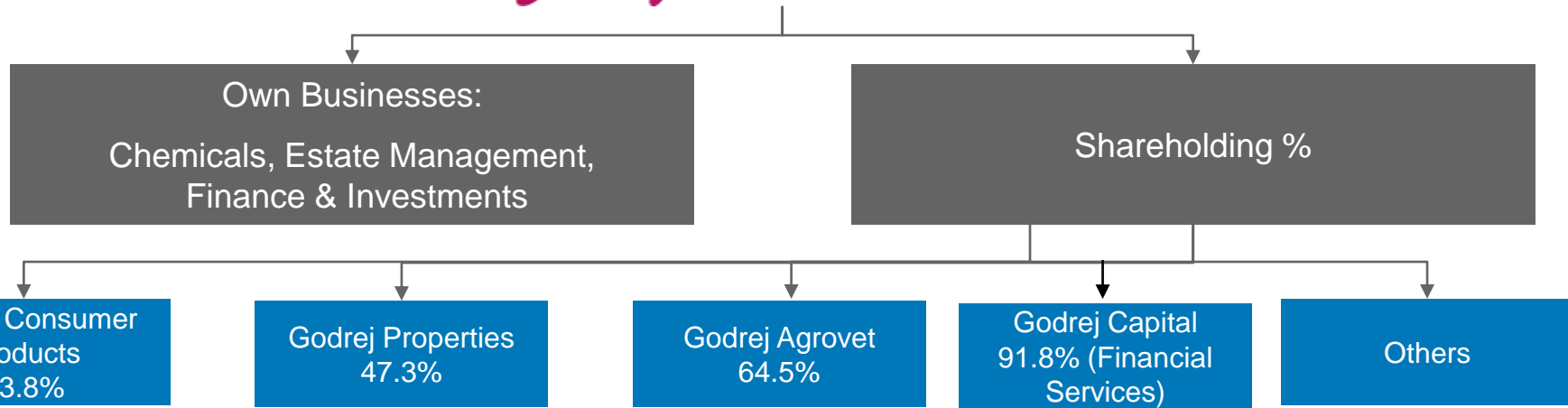
- **Animal Feed:** Strong year-on-year volume growth in Q1 FY23 driven by market share, segment revenue grew by 24.4% , however segment results were impacted albeit temporarily, by high cost inventories of key raw materials.
- **Vegetable Oil:** Segment revenues and segment results recorded significant growth driven by improvement in oil extraction ratio (OER) & oil prices. Segment results increased by 163% in Q1FY23 as compared to the corresponding quarter of the previous year.
- **Crop Protection Business:** In Q1FY23, Consolidated revenues stood at ₹ 368 crore as compared to ₹ 369 in the corresponding quarter of the previous year.
- **Dairy:** In Q1FY23 revenues stood at ₹393 crore a growth of 47.6% as compared to the corresponding quarter of the previous year.



**OTHER INFORMATION**

# GODREJ INDUSTRIES LIMITED

## CORPORATE STRUCTURE

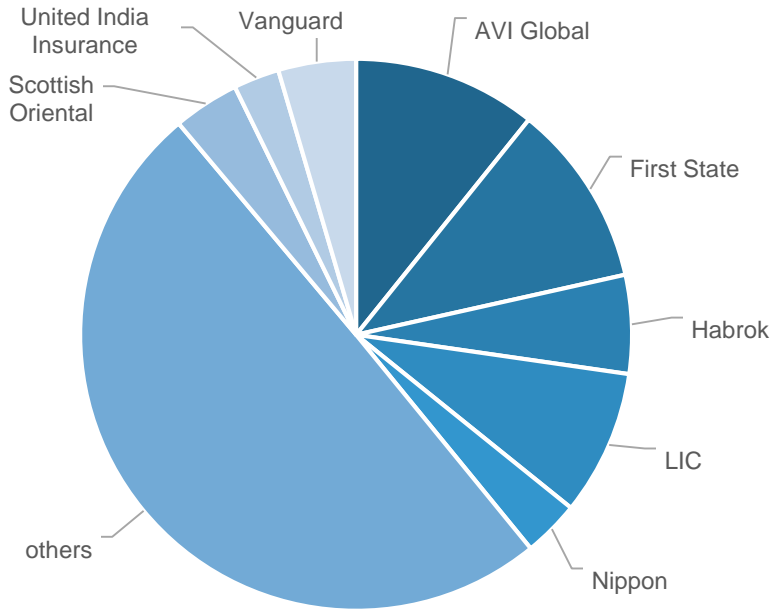
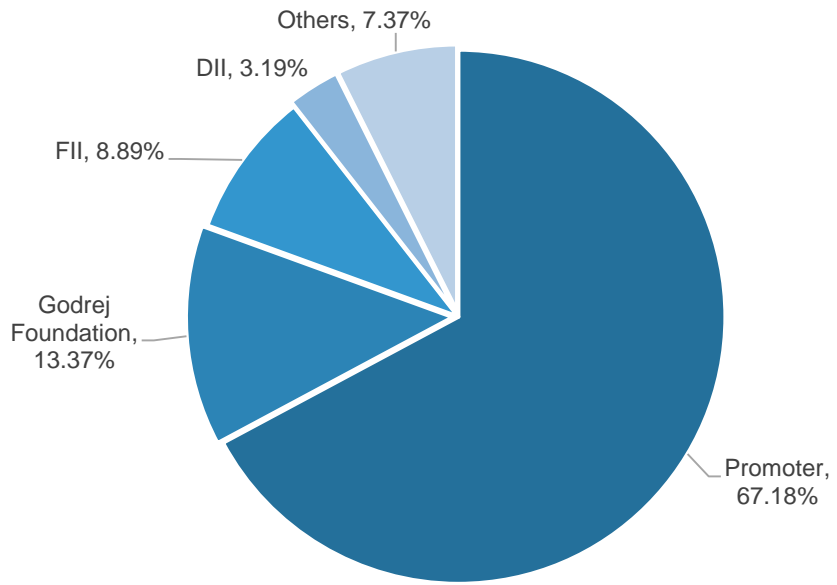


- Other investments

# SIGNIFICANT APPRECIATION IN INVESTMENT VALUE

Company	Business	Holding (%)	Investment at cost (₹ crore)	Market Value <sup>^</sup> of investment (₹ crore)
Godrej Consumer Products (GCPL)	FMCG, Personal and Household Care products	23.8%	1,366	18,389
Godrej Properties (GPL)	Real Estate and Property Development	47.3%	1761	15,567
Godrej Agrovet	Animal Feed, Agri-inputs, Poultry, Dairy & Oil Palm	64.5%	1008	6,286
Godrej Capital Ltd	Financial Services	91.8%	1494	
Godrej International	International Trading	100%	15	
Godrej International & Trading	International Trading & Investments	100%	4	
Others		--	19	
	<b>Total</b>		<b>5,667</b>	

# SHAREHOLDING PATTERN AS ON JUNE 30, 2022



Major Institutional Investors





THANK YOU FOR YOUR TIME AND CONSIDERATION