

Godrej Industries Limited
Regd. Office: Godrej One,
Pirojshanagar,
Eastern Express Highway,
Vikhroli (E), Mumbai 400079. India.
Tel.: 91-22-2518 8010/8020/8030
Fax: 91-22-2518 8068/8063/8074
Website: www.godrejindustries.com

CIN: L24241MH1988PLC097781

Dated: August 13, 2021

To,
BSE Limited
P. J. Towers, Dalal Street, Fort
Mumbai – 400 001

To,
National Stock Exchange of India Limited
Exchange Plaza, Bandra - Kurla Complex,
Bandra (East), Mumbai-400 051

Ref.: BSE Scrip Code No. "500164"

Ref.: "GODREJIND"
Debt Segment NSE:
NCD- GIL23 - ISIN: INE233A08022
NCD- GIL24 - ISIN: INE233A08030
NCD- GIL25- ISIN: INE233A08048

Sub.: Outcome of the Board Meeting

Pursuant to Regulations 30, 33 and 52 of the Securities and Exchange Board of India (Listing Obligations and Disclosure Requirements) Regulations, 2015 ("Listing Regulations") read with Schedule III to the Listing Regulations, this is to inform you that the Board of Directors of the Company, at its Meeting held today, i.e., on Friday, August 13, 2021 (which commenced at 2:00 p.m. and concluded at 2.55 p.m.), *inter alia*, has approved / noted the following:

1. **APPROVAL OF UNAUDITED FINANCIAL RESULTS (STANDALONE AND CONSOLIDATED) OF THE COMPANY FOR THE QUARTER ENDED JUNE 30, 2021**

Upon recommendation of the Audit Committee, the Board of Directors has approved the Unaudited Financial Results (Standalone & Consolidated) as per Indian Accounting Standards (IND AS) for the Quarter ended June 30, 2021 (enclosed herewith).

The Board of Directors took note of the Limited Review Report of the Statutory Auditors' Report on the Unaudited Financial Results (Standalone & Consolidated) for the Quarter ended June 30, 2021 (enclosed herewith).

The Limited Review Report of the Statutory Auditors is with an unmodified opinion with respect to the Unaudited Financial Results (Standalone and Consolidated) of the Company for the Quarter ended June 30, 2021.



Godrej Industries Limited
Regd. Office: Godrej One,
Pirojshanagar,
Eastern Express Highway,
Vikhroli (E), Mumbai 400079. India.
Tel.: 91-22-2518 8010/8020/8030
Fax: 91-22-2518 8068/8063/8074
Website: www.godrejindustries.com

CIN: L24241MH1988PLC097781

2. APPROVAL FOR RE-CONSTITUTION OF STAKEHOLDERS' RELATIONSHIP COMMITTEE OF THE BOARD OF DIRECTORS

In terms of the provisions of Section 178 of the Companies Act, 2013 read with Regulation 20 of the Listing Regulations, the Board of Directors have approved the reconstitution of Stakeholders' Relationship Committee of the Board of Directors with effect from October 1, 2021 as under:

Sr. No.	Name of the Member	Designation in the Committee
1	Mr. Mathew Eipe, Independent Director	Chairman
2	Mr. Nadir Godrej, Executive Director	Member
3	Ms. Tanya Dubash, Executive Director	Member
4	Mr. Nitin Nabar, Executive Director	Member
5.	Ms. Shweta Bhatia, Independent Director	Member

We request you to take the above on your record.

Thanking you,

Yours sincerely,

For Godrej Industries Limited

Digitally signed by TEJAL
VIRENDRA JARIWALA
Date: 2021.08.13 14:57:13
+05'30'

Tejal Jariwala
Company Secretary & Compliance Officer
(FCS 9817)



GODREJ INDUSTRIES LIMITED

CIN : L24241MH1988PLC097781

Regd. Office: Godrej One Pirojshanagar, Eastern Express Highway, Vikhroli, Mumbai - 400 079

STATEMENT OF UNAUDITED FINANCIAL RESULTS FOR THE QUARTER ENDED JUNE 30, 2021

(Amounts in Rs. Crore)

Standalone Results				Particulars	Consolidated Results			
Quarter Ended			Year Ended		Quarter Ended			Year Ended
30-Jun-21	31-Mar-21	30-Jun-20	31-Mar-21		30-Jun-21	31-Mar-21	30-Jun-20	31-Mar-21
Unaudited	Audited (refer note 16)	(Unaudited)	Audited	Unaudited	Audited (refer note 16)	(Unaudited) (refer Note 5)	Audited	
664.05	547.55	267.45	1,855.53	Revenue from Operations	2,890.49	2,610.69	1,980.06	9,333.51
26.97	19.42	8.66	64.05	Other Income	210.41	174.58	138.69	661.26
691.02	566.97	276.11	1,919.58	TOTAL INCOME	3,100.90	2,785.27	2,118.75	9,994.77
				EXPENSES				
520.27	440.30	199.34	1,362.68	a) Cost of Materials Consumed	1,960.59	1,460.10	1,282.36	5,713.16
-	-	-	-	b) Cost of Property Development	159.51	528.57	201.33	3,014.96
36.35	(0.72)	0.11	0.57	c) Purchase of Stock in Trade	271.75	198.36	160.55	752.49
(62.63)	(39.63)	(7.85)	(77.24)	d) Changes in Inventories of Finished Goods, Work in Progress and Stock in Trade	(205.47)	(265.98)	(208.40)	(2,618.42)
41.46	39.50	27.68	136.00	e) Employee Benefits Expenses	176.47	319.75	153.95	806.96
78.78	65.80	51.63	237.51	f) Finance Costs	133.58	124.38	114.35	468.93
18.55	19.08	17.12	72.18	g) Depreciation and Amortisation Expenses	63.59	62.76	57.28	242.34
94.56	84.15	59.14	296.75	h) Other Expenses	385.51	385.86	286.85	1,350.88
727.34	608.48	347.17	2,028.45	TOTAL EXPENSES	2,945.53	2,813.80	2,048.27	9,731.30
(36.32)	(41.51)	(71.06)	(108.87)	Profit / (Loss) Before Exceptional Items, Share of Profit of Equity Accounted Investees and Tax	155.37	(28.53)	70.48	263.47
-	-	-	1.27	Exceptional Items - (net) (refer note 10)	-	-	-	-
(36.32)	(41.51)	(71.06)	(107.60)	Profit / (Loss) Before Share of Profit (net) of Equity Accounted Investees and Tax	155.37	(28.53)	70.48	263.47
-	-	-	-	Share of Profit (net) of Equity Accounted Investees (net of Income Tax)	81.80	34.74	74.80	352.46
(36.32)	(41.51)	(71.06)	(107.60)	Profit / (Loss) Before Tax	237.17	6.21	145.28	615.93
				Tax Expenses (refer note 4)				
-	-	-	-	a) Current Tax	62.17	57.39	32.61	152.45
-	(0.06)	-	(0.06)	b) Deferred Tax	(10.97)	41.04	5.53	73.83
(36.32)	(41.45)	(71.06)	(107.54)	Profit / (Loss) from continuing operations	185.97	(92.22)	107.14	389.65
				Discontinued operations (refer note 10)				
-	-	-	-	Exceptional Items - Gain on sale of discontinued operations (refer note 10)	-	-	-	1.27
-	-	-	-	Profit from discontinued operations (after tax)	-	-	-	1.27
(36.32)	(41.45)	(71.06)	(107.54)	Profit / (Loss) After Tax	185.97	(92.22)	107.14	390.92
				OTHER COMPREHENSIVE INCOME / (LOSS)				
0.19	1.79	(0.49)	0.76	Items that will not be reclassified subsequently to Profit or Loss (net)	1.44	5.75	(0.11)	3.72
-	-	-	-	Income Tax relating to items that will not be reclassified subsequently to Profit or Loss	(0.20)	(1.20)	0.09	(0.71)
-	-	-	-	Items that will be reclassified subsequently to Profit or Loss (net)	46.64	(23.04)	19.29	(38.79)
-	-	-	-	Income Tax relating to items that will be reclassified subsequently to Profit or Loss	-	-	-	-
0.19	1.79	(0.49)	0.76	Other Comprehensive Income / (Loss) for the Period, net of Income Tax	47.88	(18.49)	19.27	(35.78)
(36.13)	(39.66)	(71.55)	(106.78)	TOTAL COMPREHENSIVE INCOME / (LOSS)	233.85	(110.71)	126.41	355.14

GODREJ INDUSTRIES LIMITED

CIN : L24241MH1988PLC097781

Regd. Office: Godrej One Pirojshanagar, Eastern Express Highway, Vikhroli, Mumbai - 400 079

STATEMENT OF UNAUDITED FINANCIAL RESULTS FOR THE QUARTER ENDED JUNE 30, 2021

(Amounts in Rs. Crore)

Standalone Results				Particulars	Consolidated Results			
Quarter Ended			Year Ended		Quarter Ended			Year Ended
30-Jun-21 Unaudited	31-Mar-21 Audited (refer note 16)	30-Jun-20 (Unaudited)	31-Mar-21 Audited		30-Jun-21 Unaudited	31-Mar-21 Audited (refer note 16)	30-Jun-20 (Unaudited) (refer Note 5)	31-Mar-21 Audited
				Net Profit / (Loss) Attributable to :				
(36.32)	(41.45)	(71.06)	(107.54)	a) Owners of the Company	138.55	(15.81)	68.76	334.57
-	-	-	-	b) Non-Controlling Interest	47.42	(76.41)	38.38	56.35
				Other Comprehensive Income / (Loss) Attributable to :				
0.19	1.79	(0.49)	0.76	a) Owners of the Company	47.90	(19.45)	19.21	(36.33)
-	-	-	-	b) Non-Controlling Interest	(0.02)	0.96	0.06	0.55
				Total Comprehensive Income / (Loss) Attributable to :				
(36.13)	(39.66)	(71.55)	(106.78)	a) Owners of the Company	186.45	(35.26)	87.97	298.24
-	-	-	-	b) Non-Controlling Interest	47.40	(75.45)	38.44	56.90
				Total Comprehensive Income / (Loss) Attributable to owners arising from:				
(36.13)	(39.66)	(71.55)	(106.78)	Continuing operations	186.45	(35.26)	87.97	296.97
-	-	-	-	Discontinued operations (refer note 10)	-	-	-	1.27
33.66	33.66	33.65	33.66	Paid-up Equity Share Capital (Face value - Re. 1 per share)	33.66	33.66	33.65	33.66
			1,492.64	Reserves				7,519.58
				Earnings per Equity Share				
				Earnings per Equity Share for continuing operations				
(1.08)	(1.24)	(2.11)	(3.20)	a) Basic (Face Value of Re 1 each)	4.12	(0.47)	2.04	9.90
(1.08)	(1.23)	(2.11)	(3.19)	b) Diluted (Face Value of Re 1 each)	4.12	(0.47)	2.04	9.90
				Earnings per Equity Share for discontinued operations				
-	-	-	-	a) Basic (Face Value of Re 1 each)	-	-	-	0.04
-	-	-	-	b) Diluted (Face Value of Re 1 each)	-	-	-	0.04
				Earnings per Equity Share for continuing and discontinued operations				
(1.08)	(1.24)	(2.11)	(3.20)	a) Basic (Face Value of Re 1 each)	4.12	(0.47)	2.04	9.94
(1.08)	(1.23)	(2.11)	(3.19)	b) Diluted (Face Value of Re 1 each)	4.12	(0.47)	2.04	9.94
31.46		31.46	31.46	Capital Redemption Reserve				
-		-	-	Debenture Redemption Reserve				
2.89		1.70	1.94	Debt Equity Ratio (refer note 12 & 13)				
0.75		(0.06)	0.84	Debt Service Coverage Ratio (DSCR) (refer note 12 & 13)				
0.75		(0.08)	0.84	Interest Service Coverage Ratio (ISCR) (refer note 12 & 13)				

Notes :

- 1 The above unaudited financial results which are published in accordance with Regulation 33 of the SEBI (Listing Obligations & Disclosure Requirements) Regulations, 2015 and Regulation 52(4) as per SEBI circular No. SEBI/HO/DDHS/DDHS/CIR/P/2019/115 dated 22 October 2019 have been reviewed by the Audit Committee and approved by the Board of Directors at their meetings held on August 13, 2021. The financial results are in accordance with the Indian Accounting Standards (Ind-AS) as prescribed under section 133 of the Companies Act, 2013 read with the relevant rules thereunder. These results have been reviewed by the Statutory Auditors of the Company who have issued unmodified review reports thereon.
- 2 During the quarter ended June 30, 2021, the Company has issued 37,735 equity shares of Re. 1 each to eligible employees of the Company and its subsidiaries against the exercise of options given under Employees Stock Grant Scheme for an aggregate value of Rs 0.003 crore.
- 3 During the quarter ended June 30,2021, under the Employee Stock Grant Scheme, the Company has granted 56,466 stock grants to eligible employees of the Company and its subsidiaries. Upon vesting, as per the Scheme, equivalent number of equity shares of nominal value of Re. 1 each in the Company shall be issued to the eligible employees on exercising their grants.
- 4 Tax expense includes provision for current income tax, tax expense for previous periods, minimum alternate tax (based on estimated average effective annual income tax rate, considering tax allowances) and deferred tax charge / (credit). The current tax expense in the consolidated financial results includes prior period tax adjustments for the quarter ended June 30,2021 Nil and for the quarter and year ended March 31,2021 of Rs 2.15 crore and Rs 4.06 crore respectively.
- 5 The National Company Law Tribunal Mumbai Bench has,vide order dated September 14,2020, sanctioned a Scheme of Arrangement ('the Scheme') of Wonder Space Properties Private Limited (subsidiary of Godrej Properties Limited with effect from April 05, 2019) with Godrej Properties Limited. The effective date of the Scheme is April 05,2019. In accordance with the requirements of Para9(iii) of Appendix C of Ind AS 103, the consolidated financial results of the Group in respect of prior periods have been restated from effective date. Increase / (Decrease) in previous periods published numbers are as below:

Particulars	Amount Rs. in Crore	
	Quarter ended	
	30-Jun-20	
Profit before tax for the period / year attributable to		
a) Owners of the Company		-
b) Non-Controlling Interest		-
Profit after tax for the period / year attributable to		
a) Owners of the Company		0.48
b) Non-Controlling Interest		0.49

- 6 An application was made to the Reserve Bank of India (RBI) on April 5, 2021 to seek its approval for change in shareholding and change in Directors of Ensemble Holdings & Finance Limited (a subsidiary of the Company) by virtue of proposed transfer of shares from its existing shareholders (i.e. Godrej Industries Limited and its nominees) to Pyxis Holdings Limited, a subsidiary of the Company. The RBI has approved the said proposal vide its letter dated June 2, 2021. The procedure for the change in the shareholding and directors, as per the guidelines of the RBI, is under process.

GODREJ INDUSTRIES LIMITED

- 7 The Board of Directors of Godrej Properties Limited (a subsidiary company) at their meeting held on November 02, 2020, has approved the "Scheme of Arrangement" ("the Scheme") for merger of Godrej Landmark Redevelopers Private Limited ("GLRPL") with Godrej Projects Development Limited (Wholly owned Subsidiary of Godrej Properties Limited) subject to obtaining necessary approvals from the applicable statutory authorities. Subsequently, the subsidiary company has completed e-filing of the application for the said Scheme with National Company Law Tribunal ("NCLT") on November 17, 2020. The final hearing on petition for sanction of the Scheme before the Mumbai bench of NCLT took place on July 29, 2021 and the Scheme was approved by the NCLT, however, the subsidiary company has not received the final order till date. Accordingly, the impact for merger of GLRPL with GPDL as required under Para 9(iii) of Appendix C of Ind AS 103 has not been given in the unaudited consolidated financial results for the quarter ended June 30, 2021.
- 8 The National Green Tribunal, Principal Bench, New Delhi ("the NGT") has on July 30, 2021 pronounced an order ("Order") against, inter alia, Godrej Properties Limited (a subsidiary Company) and its joint venture company viz Wonder Projects Development Private Limited ("WPDPL") in respect of matter challenging the environmental clearance granted in relation to project being developed by WPDPL in Bengaluru. The subsidiary company is confident of the merits and compliances in the said case and is in the process of filing an appeal in the Supreme Court against the Order.
- 9 During the quarter ended June 30, 2021 Godrej Agrovet Limited (a subsidiary company) has acquired stake of 25.1% in Godrej Maxximilk Private Limited (GMPL) from the existing shareholders. Consequently, GMPL has become the wholly owned subsidiary of Godrej Agrovet Limited (GAVL).
- 10 (i) The Company, consequent to the approvals received from the Board of Directors on May 17, 2019 and from the shareholders on June 25, 2019 consummated the sale of Natures Basket Limited (NBL) a wholly owned subsidiary of the Company to Spencer's Retail Limited (SRL) on July 04, 2019. Consequently, considering the provisions of Share Purchase Agreement (SPA) dated 17 May 2019 between the Company, NBL and SRL during the year ended March 31, 2021 exceptional gain of Rs 1.27 crore is recorded due to recoveries from SRL pursuant to the SPA.
(ii) NBL had been classified as discontinued operations in the consolidated financial results.
- 11 During the quarter ended June 30, 2021 the Company has issued 7,500 Unsecured Redeemable Non Convertible Debentures (NCD) of face value Rs 10 lac each. The NCD is listed on National Stock Exchange.
- 12 Pursuant to SEBI Circular no. SEBI/HO/DDHS/DDHS/CIR/P/2019/115 dated 22 October 2019, the Company and its subsidiary(ies) have listed Commercial Papers on National Stock Exchange (NSE).
- 13 Formulae used for Calculation of Debt-Equity Ratio, DSCR and ISCR:
Debt - Equity Ratio = DEBT [Borrowings (excluding Lease Liabilities accounted as per Ind AS 116) - Cash and Bank Balance (includes FD) - Liquid Investments] / Equity
Debt Service Coverage Ratio = EBITDA / [Interest Expense (excluding Interest accounted as per Ind AS 116 and interest on other than Borrowings) + Repayment of Long Term Borrowings during the period (netted off to the extent of Long term Loans availed during the same period for the repayments)]
Interest Service Coverage Ratio = EBITDA / Interest Expense (excludes Interest accounted as per Ind AS 116 and interest on other than Borrowings)
EBITDA = Net Profit/(Loss) After Tax + Tax + Interest Expense (excludes Interest accounted as per Ind AS 116 and interest on other than Borrowings) + Depreciation and Amortisation Expenses

14 Consolidated Segmental Information

(Amounts in Rs. Crore)

Sr. No.	Particulars	Quarter Ended			Year Ended
		30-Jun-21 Unaudited	31-Mar-21 Audited (refer note 16)	30-Jun-20 (Unaudited) (refer Note 5)	31-Mar-21 Audited
1	Segment Revenue				
	Chemicals	621.43	503.61	245.62	1,666.17
	Animal Feeds	1,001.29	799.55	748.00	3,093.16
	Veg Oils	469.36	279.17	260.73	1,337.94
	Estate and Property Development	278.95	593.65	207.08	1,394.74
	Finance and Investments	26.22	17.60	8.06	122.26
	Dairy	266.53	280.12	236.56	1,032.69
	Crop Protection	369.22	265.60	320.84	1,140.13
	Others	210.59	150.86	191.14	673.34
	Total	3,243.59	2,890.16	2,218.03	10,460.43
	Less : Inter Segment Revenue	142.69	104.89	99.28	465.66
	Total	3,100.90	2,785.27	2,118.75	9,994.77
2	Segment Results (Profit / (Loss) Before Interest and Tax)				
	Chemicals	51.94	38.99	1.25	119.11
	Animal Feeds	65.61	57.88	48.36	195.92
	Veg Oils	33.04	11.37	7.93	96.48
	Estate and Property Development	108.81	(16.43)	63.24	209.35
	Finance and Investments	22.78	16.45	5.70	47.51
	Dairy	(10.48)	(3.63)	3.27	10.49
	Crop Protection	82.85	53.94	84.42	248.48
	Others	1.99	(5.54)	19.44	22.44
	Total	356.54	153.03	233.61	949.78
	Less : Interest expense	133.58	124.38	114.35	468.93
	Less : Other Unallocable Expenses (net)	67.59	57.18	48.78	217.38
	Profit / (Loss) Before Share of Profit of Equity Accounted Investees and Tax from continuing operations	155.37	(28.53)	70.48	263.47

14 Consolidated Segmental Information

(Amounts in Rs. Crore)

Sr. No.	Particulars	Quarter Ended			Year Ended
		30-Jun-21 Unaudited	31-Mar-21 Audited (refer note 16)	30-Jun-20 (Unaudited) (refer Note 5)	31-Mar-21 Audited
3	Segment Assets				
	Chemicals	1,894.64	1,606.58	1,369.59	1,606.58
	Animal Feeds	1,608.21	1,365.12	1,367.39	1,365.12
	Veg Oils	601.27	645.55	591.94	645.55
	Estate and Property Development	17,324.55	17,000.20	10,683.99	17,000.20
	Finance and Investments	4,706.51	5,083.67	3,539.82	5,083.67
	Dairy	819.69	809.11	825.28	809.11
	Crop Protection	1,609.34	1,458.66	1,432.18	1,458.66
	Others	588.63	554.32	557.61	554.32
	Unallocated	419.73	481.81	447.27	481.81
	Total	29,572.57	29,005.02	20,815.07	29,005.02
4	Segment Liabilities				
	Chemicals	887.08	664.76	398.16	664.76
	Animal Feeds	384.67	395.09	713.31	395.09
	Veg Oils	86.88	153.38	115.59	153.38
	Estate and Property Development	8,285.55	7,976.91	5,383.38	7,976.91
	Finance and Investments	4.52	1.83	3.65	1.83
	Dairy	363.53	342.21	353.95	342.21
	Crop Protection	694.82	567.25	625.41	567.25
	Others	269.94	251.67	261.84	251.67
	Unallocated	6,312.14	5,281.64	3,430.67	5,281.64
	Total	17,289.13	15,634.74	11,285.96	15,634.74
	Information relating to discontinued operations (refer note 10):				
1	Segment Revenue (including Exceptional Items)	-	-	-	1.27
2	Segment Results (Profit Before Tax)	-	-	-	1.27
3	Segment Assets	-	-	-	-
4	Segment Liabilities	-	-	-	-

Notes to Consolidated Segmental Information :

- a) Unallocable expenditure includes general and administrative expenses and other expenses incurred on common services at the corporate level and relate to the Group as a whole.
- b) Others includes seeds business, poultry, cattle breeding and energy generation through windmills.
- c) Segment Revenue Reconciliation in terms of the measure reported to the Chief Operating Decision Maker:

(Amounts in Rs. Crore)

Sr. No.	Particulars	Quarter Ended			Year Ended
		30-Jun-21 Unaudited	31-Mar-21 Audited (refer note 16)	30-Jun-20 (Unaudited) (refer Note 5)	31-Mar-21 Audited
1	Revenue from Operations	2,890.49	2,610.69	1,980.06	9,333.51
2	Other Income	210.41	174.58	138.69	661.26
	Total Segment Revenue	3,100.90	2,785.27	2,118.75	9,994.77

- 15 In view of acquisitions and changes in the Company's / Group's shareholdings during the period/year in some of the subsidiaries, joint ventures and associates, the consolidated results for the period/year are not strictly comparable with those of the previous periods/year.
- 16 The figures for the quarter ended March 31, 2021 are the balancing figures between the audited figures in respect of the full previous financial year and the published year to date figures upto the third quarter of the previous financial year ended March 31,2021. Also the figures upto the end of the third quarter were only reviewed and not subjected to audit.
- 17 Figures for the previous periods/year have been regrouped / restated wherever necessary to facilitate comparison.

Place: Mumbai
Date : August 13, 2021

VIJAY
MATHUR
Digitally signed
by VIJAY MATHUR
Date: 2021.08.13
14:37:00 +05'30'

By Order of the Board
For Godrej Industries Limited

N. B. Godrej
Managing Director
DIN: 00066195
Digitally signed by
NADIR BURJOR
GODREJ
Date: 2021.08.13
14:22:39 +05'30'

B S R & Co. LLP

Chartered Accountants

14th Floor, Central Wing B Wing and North C Wing,
Nesco IT Park 4, Nesco Center,
Western Express Highway, Goregaon (East),
Mumbai - 400 063, India

Telephone: +91 22 6257 1000
Fax: +91 22 6257 1010

Limited Review Report on Unaudited Quarterly Standalone Financial Results of Godrej Industries Limited under Regulation 33 and Regulation 52(4) of the SEBI (Listing Obligations and Disclosure Requirements) Regulations, 2015

To the Board of Directors of
Godrej Industries Limited

1. We have reviewed the accompanying Statement of unaudited standalone financial results of Godrej Industries Limited (“the Company”) for the quarter ended 30 June 2021 (“the Statement”).
2. This Statement, which is the responsibility of the Company’s management and approved by the Board of Directors, has been prepared in accordance with the recognition and measurement principles laid down in Indian Accounting Standard 34 “*Interim Financial Reporting*” (“Ind AS 34”), prescribed under Section 133 of the Companies Act, 2013, and other accounting principles generally accepted in India and in compliance with Regulation 33 of the SEBI (Listing Obligations and Disclosure Requirements) Regulations 2015 and Regulation 52(4) as per SEBI Circular SEBI/HO/DDHS/CIR/P/2019/115 dated 22 October 2019, as amended. Our responsibility is to issue a report on the Statement based on our review.
3. We conducted our review of the Statement in accordance with the Standard on Review Engagements (SRE) 2410 “*Review of Interim Financial Information Performed by the Independent Auditor of the Entity*” issued by the Institute of Chartered Accountants of India. This standard requires that we plan and perform the review to obtain moderate assurance as to whether the Statement is free of material misstatement. A review is limited primarily to inquiries of company personnel and analytical procedures applied to financial data and thus provides less assurance than an audit. We have not performed an audit and accordingly, we do not express an audit opinion.
4. Attention is drawn to the fact that the figures for the 3 months ended 31 March 2021 as reported in these financial results are the balancing figures between audited figures in respect of the full previous financial year and the published year to date figures up to the third quarter of the previous financial year. The figures up to the end of the third quarter of the previous financial year had only been reviewed and not subjected to audit.

Limited Review Report on Unaudited Quarterly Standalone Financial Results of Godrej Industries Limited under Regulation 33 and Regulation 52(4) of the SEBI (Listing Obligations and Disclosure Requirements) Regulations, 2015 (Continue)

5. Based on our review conducted as above, nothing has come to our attention that causes us to believe that the accompanying Statement, prepared in accordance with applicable accounting standards and other recognised accounting practices and policies has not disclosed the information required to be disclosed in terms of Regulation 33 of the SEBI (Listing Obligations and Disclosure Requirements) Regulations, 2015 and Regulation 52(4) as per SEBI Circular SEBI/HO/DDHS/CIR/ P/2019/115 dated 22 October 2019, as amended, including the manner in which it is to be disclosed, or that it contains any material misstatement.

For **B S R & Co. LLP**

Chartered Accountants

Firm's Registration No: 101248W/W-100022

VIJAY

Digitally signed by
VIJAY MATHUR

MATHUR

Date: 2021.08.13
14:34:32 +05'30'

Vijay Mathur
Partner

Mumbai
13 August 2021

Membership No: 046476

UDIN: 21046476AAAAFA9579

B S R & Co. LLP

Chartered Accountants

14th Floor, Central Wing B Wing and North C Wing,
Nesco IT Park 4, Nesco Center,
Western Express Highway, Goregaon (East),
Mumbai - 400 063, India

Telephone: +91 22 6257 1000
Fax: +91 22 6257 1010

Limited Review Report on Unaudited Quarterly Consolidated Financial Results of Godrej Industries Limited under Regulation 33 of the SEBI (Listing Obligations and Disclosure Requirements) Regulations, 2015

To the Board of Directors of
Godrej Industries Limited

1. We have reviewed the accompanying Statement of unaudited consolidated financial results of Godrej Industries Limited (“the Parent”), and its subsidiaries (the Parent and its subsidiaries together referred to as “the Group”), and its share of the net profit after tax and total comprehensive income of its associates and joint ventures for the quarter ended 30 June 2021 (“the Statement”), being submitted by the Parent pursuant to the requirements of Regulation 33 of the SEBI (Listing Obligations and Disclosure Requirements) Regulations 2015, as amended (“Listing Regulations”).
2. This Statement, which is the responsibility of the Parent’s management and approved by the Parent’s Board of Directors, has been prepared in accordance with the recognition and measurement principles laid down in Indian Accounting Standard 34 “Interim Financial Reporting” (“Ind AS 34”), prescribed under Section 133 of the Companies Act, 2013, and other accounting principles generally accepted in India and in compliance with Regulation 33 of the Listing Regulations. Our responsibility is to express a conclusion on the Statement based on our review.
3. We conducted our review of the Statement in accordance with the Standard on Review Engagements (SRE) 2410 “*Review of Interim Financial Information Performed by the Independent Auditor of the Entity*”, issued by the Institute of Chartered Accountants of India. A review of interim financial information consists of making inquiries, primarily of persons responsible for financial and accounting matters, and applying analytical and other review procedures. A review is substantially less in scope than an audit conducted in accordance with Standards on Auditing and consequently does not enable us to obtain assurance that we would become aware of all significant matters that might be identified in an audit. Accordingly, we do not express an audit opinion.

We also performed procedures in accordance with the circular issued by the SEBI under Regulation 33 (8) of the Listing Regulations, to the extent applicable.

4. The Statement includes the results of the entities listed in Annexure I.
5. Attention is drawn to the fact that the figures for the 3 months ended 31 March 2021 as reported in these financial results are the balancing figures between audited figures in respect of the full previous financial year and the published year to date figures up to the third quarter of the previous financial year. The figures up to the end of the third quarter of the previous financial year had only been reviewed and not subjected to audit.

Registered Office:

**Limited Review Report on Unaudited Quarterly Consolidated Financial Results of Godrej Industries Limited under Regulation 33 of the SEBI (Listing Obligations and Disclosure Requirements) Regulations, 2015
(Continued)**

6. Based on our review conducted and procedures performed as stated in paragraph 3 above and based on the consideration of the review reports of other auditors referred to in paragraph 8 below, nothing has come to our attention that causes us to believe that the accompanying Statement, prepared in accordance with the recognition and measurement principles laid down in the aforesaid Indian Accounting Standard and other accounting principles generally accepted in India, has not disclosed the information required to be disclosed in terms of Regulation 33 of the Listing Regulations, including the manner in which it is to be disclosed, or that it contains any material misstatement.
7. We draw attention to Note 5 of the unaudited consolidated financial results which describes the accounting for the Scheme of Amalgamation between Godrej Properties Limited ('intermediate parent company') and Wonder Space Properties Private Limited, its wholly owned subsidiary ('the Scheme' or 'business combination'). The Scheme has been approved by the National Company Law Tribunal ('NCLT') vide its order dated 14 September 2020 and a certified copy has been filed by the intermediate parent company with the Registrar of Companies, Mumbai, Maharashtra, on 26 October 2020. The appointed date as per the NCLT approved Scheme is 5 April 2019 and as per the requirements of Appendix C to Ind AS 103 "Business Combinations", the business combination has been accounted for as if it had occurred from the date of acquisition of control i.e. 5 April 2019. Accordingly, the corresponding amounts for the previous quarter ended 30 June 2020, have been restated by the intermediate parent company after recognising the effect of the business combination as above. The aforesaid note (Note 5) also describes in detail the impact of the business combination on the unaudited consolidated financial results.

Our conclusion on the Statement is not modified in respect of the above matter.

8. We did not review the interim financial information of four subsidiaries included in the Statement, whose interim financial information reflects total revenue (before consolidation adjustments) of Rs. 148.46 crores, total net profit after tax (before consolidation adjustments) of Rs. 1.18 crores and total comprehensive income (before consolidation adjustments) of Rs. 1.18 crores, for the quarter ended 30 June 2021, as considered in the consolidated unaudited financial results. The consolidated unaudited financial results also include the Group's share of net profit after tax (and other comprehensive income) (before consolidation adjustments) of Rs. 11.33 crores for the quarter ended 30 June 2021, as considered in the Statement, in respect of one joint venture, whose interim financial information have not been reviewed by us. These interim financial information have been reviewed by other auditors whose reports have been furnished to us by the management and our conclusion on the Statement, in so far as it relates to the amounts and disclosures included in respect of these subsidiaries and joint venture, is based solely on the reports of the other auditors and the procedures performed by us as stated in paragraph 3 above.

Our conclusion on the Statement is not modified in respect of the above matter.

Limited Review Report on Unaudited Quarterly Consolidated Financial Results of Godrej Industries Limited under Regulation 33 of the SEBI (Listing Obligations and Disclosure Requirements) Regulations, 2015 (Continued)

9. The Statement includes the interim financial information of three subsidiaries which have not been reviewed, whose interim financial information reflects total revenue (before consolidation adjustments) of Rs. 3.23 crores, total net profit after tax (before consolidation adjustments) of Rs. 1.83 crores and total comprehensive income (before consolidation adjustments) of Rs. 1.83 crores for the quarter ended 30 June 2021, as considered in the Statement. The Statement also includes the Group's share of net profit after tax (and other comprehensive income) (before consolidation adjustments) of Rs. Nil for the quarter ended 30 June 2021, as considered in the consolidated unaudited financial results, in respect of one associate and one joint venture, based on their interim financial information which have not been reviewed. According to the information and explanations given to us by the management, these interim financial information are not material to the Group.

Our conclusion on the Statement is not modified in respect of the above matter.

For **B S R & Co. LLP**

Chartered Accountants

Firm's Registration No: 101248W/W-100022

VIJAY
MATHUR

Digitally signed
by VIJAY MATHUR
Date: 2021.08.13
14:36:27 +05'30'

Vijay Mathur
Partner

Membership No: 046476

UDIN: 21046476AAAAFB4707

Mumbai
13 August 2021

B S R & Co. LLP

Annexure I

1. Godrej Agrovet Limited-

Subsidiary

- 1.1 Godvet Agrochem Limited
- 1.2 Astec Lifesciences Limited (including its following wholly owned subsidiaries)
 - 1.2.1 Behram Chemicals Private Limited
 - 1.2.2 Comercializadora Agricola Agroastrachem Cia Ltda
- 1.3 Creamline Dairy Products Limited
- 1.4 Godrej Tyson Foods Limited
- 1.5 Godrej Maxximilk Private Limited

Joint Ventures

- 1.6 ACI Godrej Agrovet Private Limited
- 1.7 Omnivore India Capital Trust

Associate

- 1.8 Alrahba International Trading LLC

2. Godrej Properties Limited

Subsidiary

- 2.1 Godrej Projects Development Limited
- 2.2 Godrej Garden City Properties Private Limited
- 2.3 Godrej Hillside Properties Private Limited
- 2.4 Godrej Home Developers Private Limited
- 2.5 Godrej Prakriti Facilities Private Limited
- 2.6 Prakritiplaza Facilities Management Private Limited
- 2.7 Godrej Highrises Properties Private Limited
- 2.8 Godrej Genesis Facilities Management Private Limited
- 2.9 Citystar InfraProjects Limited
- 2.10 Godrej Highrises Realty LLP
- 2.11 Godrej Residency Private Limited
- 2.12 Godrej Skyview LLP
- 2.13 Godrej Green Properties LLP
- 2.14 Godrej Projects (Soma) LLP
- 2.15 Godrej Projects North LLP
- 2.16 Godrej Athenmark LLP
- 2.17 Godrej Properties Worldwide Inc., USA
- 2.18 Godrej Project Developers & Properties LLP
- 2.19 Godrej Landmark Redevelopers Private Limited
- 2.20 Godrej City Facilities Management LLP
- 2.21 Godrej Florentine L
- 2.22 Godrej Olympia LLP
- 2.23 Ashank Realty Management LLP
- 2.24 Ashank Facility Management LLP
- 2.25 Cear Lifespaces Private Limited
- 2.26 Godrej Green Woods Private Limited
- 2.27 Godrej Precast Construction Private Limited
- 2.28 Godrej Realty Private Limited
- 2.29 Godrej Construction Projects LLP

B S R & Co. LLP

Annexure I (Continued)

Joint Ventures

- 2.30 Embellish Houses LLP
- 2.31 Godrej Odyssey LLP
- 2.32 Godrej Property Developers LLP
- 2.33 Mosiac Landmarks LLP
- 2.34 Godrej Redevelopers (Mumbai) Private Limited
- 2.35 Dream World Landmarks LLP
- 2.36 Wonder City Buildcon Private Limited
- 2.37 Oxford Realty LLP
- 2.38 Caroa Properties LLP
- 2.39 M S Ramaiah Ventures LLP
- 2.40 Oasis Landmarks LLP
- 2.41 Godrej Macbricks Private Limited(formerly known as Ashank Mackbricks Private Limited)
- 2.42 Suncity Infrastructure (Mumbai) LLP
- 2.43 Godrej Skyline Developers Private Limited
- 2.44 Godrej Highview LLP
- 2.45 Godrej Greenview Housing Private Limited
- 2.46 Godrej Housing Projects LLP
- 2.47 Godrej Amitis Developers LLP
- 2.48 Wonder Projects Development Private Limited
- 2.49 AR Landcraft LLP
- 2.50 Godrej Real View Developers Private Limited
- 2.51 Pearlite Real Properties Private Limited
- 2.52 Bavdhan Realty @ Pune 21 LLP
- 2.53 Maan-Hinje Township Developers LLP
- 2.54 Manjari Housing Projects LLP
- 2.55 Godrej SSPDL Green Acres LLP
- 2.56 Prakhhyat Dwellings LLP
- 2.57 Roseberry Estate LLP
- 2.58 Godrej Projects North Star LLP
- 2.59 Godrej Developers & Properties LLP
- 2.60 Godrej Irismark LLP
- 2.61 Godrej Reserve LLP
- 2.62 Godrej Green Homes Private Limited
- 2.63 Godrej Home Constructions Private Limited
- 2.64 Manyata Industrial Parks LLP
- 2.65 Mahalunge Township Developers LLP
- 2.66 Munjal Hospitality Private Limited
- 2.67 Godrej Vestamark LLP
- 2.68 Yujya Developers Private Limited
- 2.69 Universal Metro Properties LLP
- 2.70 Madhuvan Enterprises Private Limited
- 2.71 Vivrut Developers Private Limited
- 2.72 Vagishwari Developers Private Limited (w.e.f 10 June 2021)

B S R & Co. LLP

3. Godrej International Limited– Subsidiary
4. Godrej International and Trading Pte Limited– Subsidiary
5. Ensemble Holdings & Finance Ltd. – Subsidiary
6. Godrej One Premises Management Private Limited– Subsidiary
7. Godrej Industries Limited Employee Stock Option Trust– Subsidiary
8. Pyxis Holdings Limited – Subsidiary

Associate

9. Godrej Consumer Products Limited and its stepdown subsidiaries

Godrej Industries Limited
Regd. Office: Godrej One,
Pirojshanagar,
Eastern Express Highway,
Vikhroli (E), Mumbai 400079. India.
Tel.: 91-22-2518 8010/8020/8030
Fax: 91-22-2518 8068/8063/8074
Website: www.godrejindustries.com

CIN: L24241MH1988PLC097781

Dated: August 13, 2021

To,
National Stock Exchange of India Limited
Exchange Plaza, Bandra - Kurla Complex,
Bandra (East), Mumbai-400 051

Ref.: "GODREJIND"

Debt Segment NSE:

NCD- GIL23 – ISIN: INE233A08022

NCD-GIL24- ISIN: INE233A08030

NCD- GIL25- ISIN: INE233A08048

Sub.: Details of Non-Convertible Debentures and Commercial Papers - Compliance with Regulation 52(4) of the Securities and Exchange Board of India (Listing Obligations and Disclosure Requirements) Regulations, 2015

Pursuant to Regulation 52(4) of the Securities and Exchange Board of India (Listing Obligations and Disclosure Requirements) Regulations, 2015 ("Listing Regulations") read with the Circular issued by SEBI having reference no. SEBI/HO/DDHS/DDHS/CIR/P/2019/115 dated October 22, 2019, please see details as under:

Sr. No.	Particulars	Details																					
A	Credit rating and change in credit rating (if any)	<p>The latest Credit Rating in respect of the Non-Convertible Debentures and Commercial Papers (CPs) issued by the Company issued by ICRA Limited and issued by CRISIL Limited is as below:-</p> <table border="1"> <thead> <tr> <th>Instrument Category</th> <th>CRISIL</th> <th>ICRA</th> </tr> </thead> <tbody> <tr> <td colspan="3">i) Non-Convertible Debenture Programme</td> </tr> <tr> <td>Ratings</td> <td>CRISIL AA/Stable</td> <td>ICRA AA/Stable</td> </tr> <tr> <td>Amount in Rs. Crore</td> <td>3,000</td> <td>3,000</td> </tr> <tr> <td colspan="3">ii) Commercial Paper Programme</td> </tr> <tr> <td>Ratings</td> <td>CRISIL A1+</td> <td>ICRA A1+</td> </tr> <tr> <td>Amount in Rs. Crore</td> <td>1,500</td> <td>1,500</td> </tr> </tbody> </table>	Instrument Category	CRISIL	ICRA	i) Non-Convertible Debenture Programme			Ratings	CRISIL AA/Stable	ICRA AA/Stable	Amount in Rs. Crore	3,000	3,000	ii) Commercial Paper Programme			Ratings	CRISIL A1+	ICRA A1+	Amount in Rs. Crore	1,500	1,500
Instrument Category	CRISIL	ICRA																					
i) Non-Convertible Debenture Programme																							
Ratings	CRISIL AA/Stable	ICRA AA/Stable																					
Amount in Rs. Crore	3,000	3,000																					
ii) Commercial Paper Programme																							
Ratings	CRISIL A1+	ICRA A1+																					
Amount in Rs. Crore	1,500	1,500																					
B	Asset cover available, in case of non-convertible debt securities: Not Applicable as the Non-Convertible Debentures issued by the Company are unsecured.																						
C	Ratios	<table border="1"> <thead> <tr> <th>Ratios</th> <th>3 months ended 30-June-2021</th> </tr> </thead> <tbody> <tr> <td>Debt/Equity Ratio*</td> <td>2.89</td> </tr> <tr> <td>Debt Service Coverage Ratio[#]</td> <td>0.75</td> </tr> <tr> <td>Interest Service Coverage Ratio[^]</td> <td>0.75</td> </tr> <tr> <td>Capital Redemption Reserve (Rs. in Crore)</td> <td>31.46</td> </tr> </tbody> </table>	Ratios	3 months ended 30-June-2021	Debt/Equity Ratio*	2.89	Debt Service Coverage Ratio [#]	0.75	Interest Service Coverage Ratio [^]	0.75	Capital Redemption Reserve (Rs. in Crore)	31.46											
Ratios	3 months ended 30-June-2021																						
Debt/Equity Ratio*	2.89																						
Debt Service Coverage Ratio [#]	0.75																						
Interest Service Coverage Ratio [^]	0.75																						
Capital Redemption Reserve (Rs. in Crore)	31.46																						



Godrej Industries Limited
Regd. Office: Godrej One,
Pirojshanagar,
Eastern Express Highway,
Vikhroli (E), Mumbai 400079. India.
Tel.: 91-22-2518 8010/8020/8030
Fax: 91-22-2518 8068/8063/8074
Website: www.godrejindustries.com

CIN: L24241MH1988PLC097781

	<table border="1"> <tr> <td>Debenture Redemption Reserve</td> <td>Not Applicable</td> </tr> <tr> <td>Net Worth (Rs. in Crore)</td> <td>1413.30</td> </tr> <tr> <td>Net Profit After Tax (Rs. in Crore)</td> <td>(36.32)</td> </tr> <tr> <td>Earnings Per Share (Basic) (Rs.)</td> <td>(1.08)</td> </tr> <tr> <td>Earnings Per Share (Diluted) (Rs.)</td> <td>(1.08)</td> </tr> </table> <p>* Debt - Equity Ratio = DEBT [Borrowings (excluding Lease Liabilities accounted as per Ind AS 116) - Cash and Bank Balance (includes FD) - Liquid Investments] / Equity</p> <p># Debt Service Coverage Ratio = EBITDA[§] / [Interest Expense (excluding Interest accounted as per Ind AS 116 and interest on other than Borrowings) + Repayment of Long Term Borrowings during the period (netted off to the extent of Long term Loans availed during the same period for the repayments)]</p> <p>^ Interest Service Coverage Ratio = EBITDA[§] / Interest Expense (excludes Interest accounted as per Ind AS 116 and interest on other than Borrowings)</p> <p>§ EBITDA = Net Profit/(Loss) After Tax + Tax + Interest Expense (excludes Interest accounted as per Ind AS 116 and interest on other than Borrowings) + Depreciation and Amortisation Expenses</p>	Debenture Redemption Reserve	Not Applicable	Net Worth (Rs. in Crore)	1413.30	Net Profit After Tax (Rs. in Crore)	(36.32)	Earnings Per Share (Basic) (Rs.)	(1.08)	Earnings Per Share (Diluted) (Rs.)	(1.08)
Debenture Redemption Reserve	Not Applicable										
Net Worth (Rs. in Crore)	1413.30										
Net Profit After Tax (Rs. in Crore)	(36.32)										
Earnings Per Share (Basic) (Rs.)	(1.08)										
Earnings Per Share (Diluted) (Rs.)	(1.08)										
D	Previous due date for the payment of interest / dividend for non-convertible redeemable preference shares / repayment of principal of non-convertible preference shares / non-convertible debt securities and whether the same has been paid or not: Not Applicable										
E	Next due date for the payment of interest/ dividend of non-convertible preference shares /principal along with the amount of interest/ dividend of non-convertible preference shares payable and the redemption amount: Not Applicable										
F	Outstanding Redeemable Preference Shares (quantity and value): Not Applicable										
G	Details of previous due date, next due date for the payment of interest and repayment of Commercial Papers: Please refer attached Annexure A										
H	Details next due date for the payment of interest and repayment of Non-Convertible Debentures (NCD): Please refer attached Annexure B										

We request you to take the above information on your record.

Thanking you,
Yours sincerely,

For Godrej Industries Limited

Digitally signed by CLEMENT
GEORGE PINTO
Date: 2021.08.13 14:11:37 +05'30'
Clement Pinto
Chief Financial Officer



Godrej Industries Limited
Regd. Office: Godrej One,
Pirojshanagar,
Eastern Express Highway,
Vikhroli (E), Mumbai 400079. India.
Tel.: 91-22-2518 8010/8020/8030
Fax: 91-22-2518 8068/8063/8074
Website: www.godrejindustries.com

CIN: L24241MH1988PLC097781

Annexure A

**Details of previous due date, next due date for the payment of interest and
repayment of Commercial Papers**

Sr. No.	Commercial Paper - Date of Issue (in Rs.)	Commercial Paper Maturity date	Amount (in Rs.)	Whether paid or not	Outstanding as on June 30, 2021 (Amount in Rs.)	No. of Units
1	9-Apr-20	7-Jul-20	60,00,00,000	Yes	-	1,200
2	16-Apr-20	15-Jul-20	70,00,00,000	Yes	-	1,400
3	20-Apr-20	20-Jul-20	75,00,00,000	Yes	-	1,500
4	23-Apr-20	23-Jul-20	60,00,00,000	Yes	-	1,200
5	28-Apr-20	28-Jul-20	75,00,00,000	Yes	-	1,500
6	4-May-20	3-Aug-20	65,00,00,000	Yes	-	1,300
7	6-May-20	5-Aug-20	75,00,00,000	Yes	-	1,500
8	13-May-20	10-Aug-20	75,00,00,000	Yes	-	1,500
9	14-May-20	13-Aug-20	75,00,00,000	Yes	-	1,500
10	19-May-20	18-Aug-20	65,00,00,000	Yes	-	1,300
11	21-May-20	20-Aug-20	30,00,00,000	Yes	-	600
12	8-Jun-20	7-Sep-20	60,00,00,000	Yes	-	1,200
13	10-Jun-20	9-Sep-20	60,00,00,000	Yes	-	1,200
14	18-Jun-20	16-Sep-20	75,00,00,000	Yes	-	1,500
15	7-Jul-20	6-Oct-20	60,00,00,000	Yes	-	1,200
16	15-Jul-20	14-Oct-20	70,00,00,000	Yes	-	1,400
17	20-Jul-20	19-Oct-20	75,00,00,000	Yes	-	1,500
18	23-Jul-20	22-Oct-20	60,00,00,000	Yes	-	1,200
19	28-Jul-20	27-Oct-20	75,00,00,000	Yes	-	1,500
20	3-Aug-20	2-Nov-20	65,00,00,000	Yes	-	1,300
21	5-Aug-20	4-Nov-20	75,00,00,000	Yes	-	1,500
22	10-Aug-20	9-Nov-20	75,00,00,000	Yes	-	1,500
23	13-Aug-20	12-Nov-20	55,00,00,000	Yes	-	1,100
24	18-Aug-20	17-Nov-20	65,00,00,000	Yes	-	1,300
25	20-Aug-20	19-Nov-20	50,00,00,000	Yes	-	1,000
26	7-Sep-20	7-Dec-20	60,00,00,000	Yes	-	1,200
27	9-Sep-20	9-Dec-20	60,00,00,000	Yes	-	1,200
28	16-Sep-20	16-Dec-20	75,00,00,000	Yes	-	1,500
29	6-Oct-20	5-Jan-21	60,00,00,000	Yes	-	1,200
30	14-Oct-20	12-Jan-21	70,00,00,000	Yes	-	1,400
31	19-Oct-20	18-Jan-21	75,00,00,000	Yes	-	1,500
32	22-Oct-20	21-Jan-21	60,00,00,000	Yes	-	1,200
33	27-Oct-20	25-Jan-21	75,00,00,000	Yes	-	1,500
34	2-Nov-20	1-Feb-21	65,00,00,000	Yes	-	1,300
35	4-Nov-20	3-Feb-21	75,00,00,000	Yes	-	1,500
36	9-Nov-20	8-Feb-21	75,00,00,000	Yes	-	1,500
37	12-Nov-20	11-Feb-21	55,00,00,000	Yes	-	1,100
38	17-Nov-20	16-Feb-21	65,00,00,000	Yes	-	1,300
39	19-Nov-20	18-Feb-21	50,00,00,000	Yes	-	1,000



Godrej Industries Limited
Regd. Office: Godrej One,
Pirojshanagar,
Eastern Express Highway,
Vikhroli (E), Mumbai 400079. India.
Tel.: 91-22-2518 8010/8020/8030
Fax: 91-22-2518 8068/8063/8074
Website: www.godrejindustries.com

CIN: L24241MH1988PLC097781

Sr. No.	Commercial Paper - Date of Issue (in Rs.)	Commercial Paper Maturity date	Amount (in Rs.)	Whether paid or not	Outstanding as on June 30, 2021 (Amount in Rs.)	No. of Units
40	7-Dec-20	8-Mar-21	60,00,00,000	Yes	-	1,200
41	9-Dec-20	10-Mar-21	60,00,00,000	Yes	-	1,200
42	16-Dec-20	17-Mar-21	75,00,00,000	Yes	-	1,500
43	21-Dec-20	28-May-21	60,00,00,000	Yes	-	1,200
44	29-Dec-20	22-Jun-21	50,00,00,000	Yes	-	1,000
45	5-Jan-21	6-Apr-21	60,00,00,000	Yes	-	1,200
46	12-Jan-21	12-Apr-21	70,00,00,000	Yes	-	1,400
47	18-Jan-21	19-Apr-21	75,00,00,000	Yes	-	1,500
48	21-Jan-21	22-Apr-21	75,00,00,000	Yes	-	1,500
49	25-Jan-21	26-Apr-21	75,00,00,000	Yes	-	1,500
50	1-Feb-21	3-May-21	65,00,00,000	Yes	-	1,300
51	3-Feb-21	5-May-21	75,00,00,000	Yes	-	1,500
52	8-Feb-21	10-May-21	75,00,00,000	Yes	-	1,500
53	11-Feb-21	12-May-21	65,00,00,000	Yes	-	1,300
54	16-Feb-21	18-May-21	65,00,00,000	Yes	-	1,300
55	18-Feb-21	13-Aug-21	60,00,00,000	Yes *	60,00,00,000	1,200
56	8-Mar-21	4-Jun-21	60,00,00,000	Yes	-	1,200
57	10-Mar-21	9-Jun-21	60,00,00,000	Yes	-	1,200
58	17-Mar-21	16-Jun-21	75,00,00,000	Yes	-	1,500
59	22-Mar-21	21-Jun-21	40,00,00,000	Yes	-	800
60	30-Mar-21	28-Jun-21	60,00,00,000	Yes	-	1,200
61	8-Apr-21	7-Jul-21	75,00,00,000	Yes *	75,00,00,000	1,500
62	12-Apr-21	12-Jul-21	75,00,00,000	Yes *	75,00,00,000	1,500
63	19-Apr-21	19-Jul-21	75,00,00,000	Yes *	75,00,00,000	1,500
64	22-Apr-21	18-Oct-21	75,00,00,000	Not Due	75,00,00,000	1,500
65	26-Apr-21	26-Jul-21	75,00,00,000	Yes *	75,00,00,000	1,500
66	3-May-21	2-Aug-21	70,00,00,000	Yes *	70,00,00,000	1,400
67	5-May-21	4-Aug-21	75,00,00,000	Yes *	75,00,00,000	1,500
68	10-May-21	9-Aug-21	75,00,00,000	Yes *	75,00,00,000	1,500
69	12-May-21	11-Aug-21	65,00,00,000	Yes *	65,00,00,000	1,300
70	18-May-21	17-Aug-21	65,00,00,000	Not Due	65,00,00,000	1,300
71	28-May-21	27-Aug-21	75,00,00,000	Not Due	75,00,00,000	1,500
72	4-Jun-21	2-Sep-21	60,00,00,000	Not Due	60,00,00,000	1,200
73	9-Jun-21	8-Sep-21	75,00,00,000	Not Due	75,00,00,000	1,500
74	16-Jun-21	15-Sep-21	75,00,00,000	Not Due	75,00,00,000	1,500
75	21-Jun-21	20-Sep-21	60,00,00,000	Not Due	60,00,00,000	1,200
76	22-Jun-21	17-Dec-21	60,00,00,000	Not Due	60,00,00,000	1,200
77	28-Jun-21	24-Sep-21	75,00,00,000	Not Due	75,00,00,000	1,500

*Commercial Papers stand redeemed on their respective due date as mentioned in the aforesaid table.



Godrej Industries Limited
Regd. Office: Godrej One,
Pirojshanagar,
Eastern Express Highway,
Vikhroli (E), Mumbai 400079. India.
Tel.: 91-22-2518 8010/8020/8030
Fax: 91-22-2518 8068/8063/8074
Website: www.godrejindustries.com

CIN: L24241MH1988PLC097781

Annexure B

Details of next due date for the payment of interest and repayment of Non-Convertible Debentures (NCD)

Non-Convertible Debentures- ISIN- INE233A08022

Nature of Payment	Date of Payment	Amount (Rs. Crore)
Interest	16-07-2021*	46.80
Interest	15-07-2022	46.67
Interest	14-07-2023	46.67
Principal	14-07-2023	750.00

*Interest is paid on 16-07-2021

Non-Convertible Debentures- ISIN- INE233A08030

Nature of Payment	Date of Payment	Amount (Rs. Crore)
Interest	28-10-2021	48.23
Interest	28-10-2022	48.23
Interest	27-10-2023	48.09
Interest	26-04-2024	23.98
Principal	26-04-2024	750.00

Non-Convertible Debentures- ISIN-INE233A08048

Nature of Payment	Date of Payment	Amount (Rs. Crore)
Interest	13 May, 2022	51.90
Interest	12 May, 2023	51.90
Interest	14 May, 2024	51.90
Interest	14 May, 2025	51.90
Principal	14 May, 2025	750.00



Godrej Industries Limited
Regd. Office: Godrej One,
Pirojshanagar,
Eastern Express Highway,
Vikhroli (E), Mumbai 400079. India.
Tel.: 91-22-2518 8010/8020/8030
Fax: 91-22-2518 8068/8063/8074
Website: www.godrejindustries.com

CIN: L24241MH1988PLC097781

Dated: August 13, 2021

To,
BSE Limited
P. J. Towers, Dalal Street, Fort
Mumbai – 400 001

Ref.: BSE Scrip Code No. “500164”

To,
National Stock Exchange of India Limited
Exchange Plaza, Bandra - Kurla Complex,
Bandra (East), Mumbai-400 051

Ref.: “GODREJIND”

Debt Segment NSE:

NCD- GIL23 - ISIN: INE233A08022

NCD- GIL24 - ISIN: INE233A08030

NCD- GIL25- ISIN: INE233A08048

Sub.: Performance Update

The Board of Directors at its Meeting held today, i.e. on August 13, 2021 have approved the Unaudited Financial Results (Standalone and Consolidated) for the Quarter ended June 30, 2021. We enclose herewith the performance update of the Financial Results.

Kindly take the same on your record.

Thanking you,

Yours sincerely,

For Godrej Industries Limited

Digitally signed by TEJAL
VIRENDRA JARIWALA
Date: 2021.08.13 14:03:11
+05'30'

Tejal Jariwala
Company Secretary & Compliance Officer
(FCS 9817)

Encl.: A/a



EMERGING STRONGER THROUGH RESILIENCE

Performance Update – Q1 FY 2021-22

August 13, 2021

DISCLAIMER

“Some of the statements in this communication may be ‘forward looking statements’ within the meaning of applicable laws and regulations. Actual results might differ substantially or materially from those expressed or implied. Important developments that could affect the Company’s operations include changes in industry structure, significant changes in political and economic environment in India and overseas, tax laws, import duties, litigation and labour relations.”

PRESENTATION FLOW

- Results
 - Financial Highlights – Consolidated
 - Segment Performance
- Business Performance
 - Performance highlights including Subsidiaries and Associates
- Other information

FINANCIAL HIGHLIGHTS – CONSOLIDATED

FINANCIAL HIGHLIGHTS - CONSOLIDATED

Particulars (₹crore)	Q1 FY 2021-22	Q1 FY 2020-21	% Growth
Total Income	3,101	2,119	46%
PBDIT *	434	317	37%
Depreciation	64	57	-
PBIT*	371	260	43%
Interest	134	114	-
Net Profit *#	139	69	101%

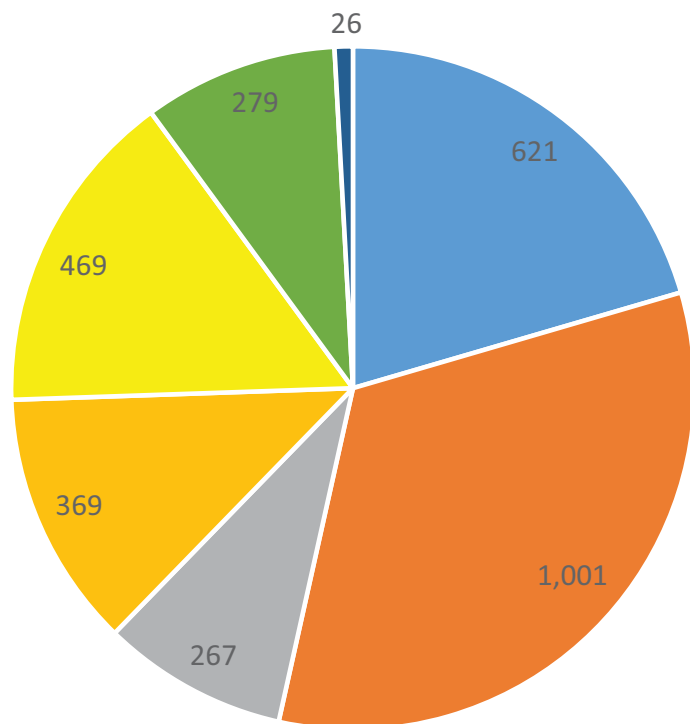
* Including share of profit in associates ;

With share of profit in associate companies, post reduction of non-controlling interest.

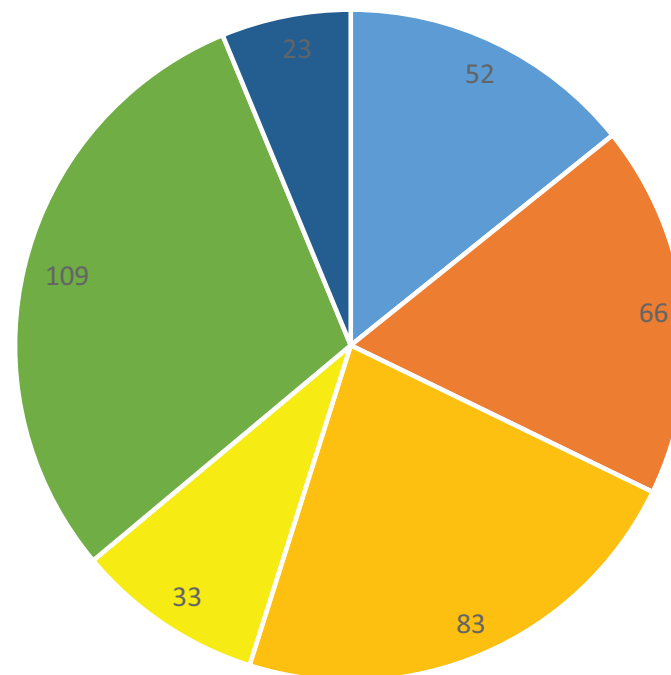
CONSOLIDATED RESULTS – SEGMENT PERFORMANCE

SEGMENT-WISE CONTRIBUTION TO FINANCIALS: Q1 FY 2021-22

Revenue * (₹ crore)



PBIT * (₹ crore)



*excluding others segment.

■ CHEMIICALS

■ DAIRY

■ VEG OILS

■ FINANCE & INVESTMENTS

■ ANIMAL FEEDS

■ CROP PROTECTION

■ ESTATE & PROPERTY DEVELOPMENT

**BUSINESS PERFORMANCE: Performance Highlights
incl. subsidiaries, JVs and Associates**

CONSUMER (GCPL)

Business and Financial Highlights for Q1 FY2021-22:

- Consolidated sales grew by 24% year-on-year.
- Consolidated EBITDA grew by 29% year-on-year.
- Consolidated net profit grew by 38% year-on-year (without exceptional items and on offs).
- **Category Review**
 - **Home Care:** Home Care saw a robust growth of 21%. Growth was broad-based across premium formats (aerosols, electrics and non-mosquito portfolio) and burning formats. Home Hygiene witnessed strong demand amidst the second wave of COVID-19.
 - **Personal Care**– Personal Care grew by 17%. Personal Wash & Hygiene continued momentum, delivering strong double-digit sales growth. Hair Colours recorded strong double-digit growth on a low base. Godrej Expert Rich Crème continues to perform well, backed by a strong marketing campaign

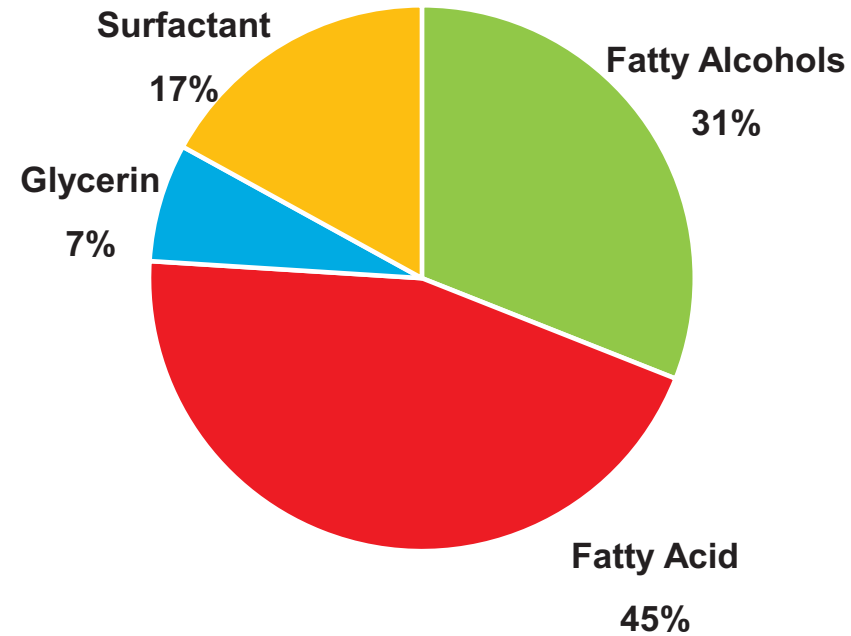


Financial Highlights for Q1 2021-22

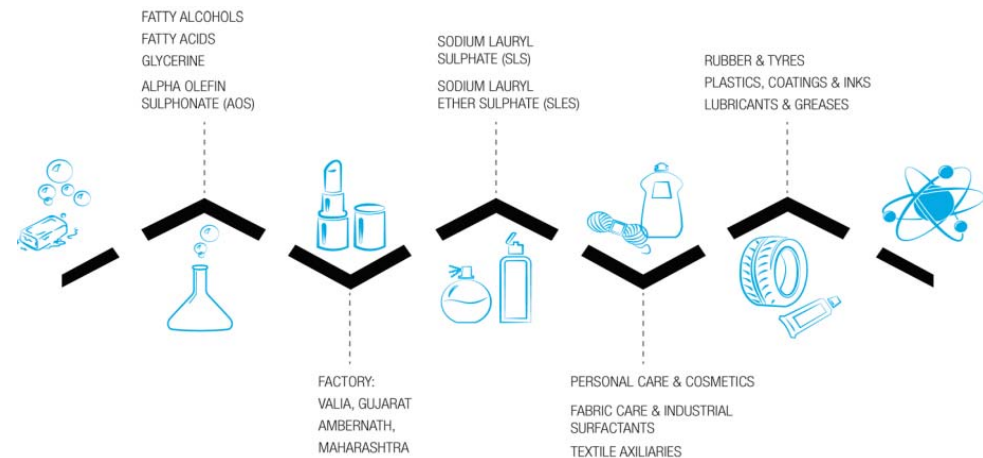
₹ crore	Q1 FY 21-22	Q1 FY 20-21
Revenue	621	246
PBIT	52	1

- Revenues for Q1 FY22 increased by 153% as compared to Q1 FY21

Product Portfolio Q1 FY 2021-22



GIL Chemicals received 5 Awards at the 7th 5S National Conclave organised by the Quality Circle Forum of India.



Godrej Properties Limited (GPL) - Consolidated Financial Highlights:

₹ crore	Q1 FY22	Q1 FY21
Total Income	232	165
Net Profit after tax	17	(19)

Business & Sales Highlights for Q1 FY 2021-22

- Q1 FY22 witnessed total booking value of ₹ 497 crore and total booking volume of 0.77 million sq. ft. as compared to total booking value of ₹ 1,531 crore and total booking volume of 2.51 million sq. ft. in Q1 FY21.
- Leased over 1 lakh sq. ft. of office space at Godrej Two, despite two months of lockdown.
- COVID 19- second Wave Impact: Construction activity continued at most of the sites during the lockdown, albeit at a slower pace.
- Received 6 awards in Q1 FY22.

AGRI BUSINESS

Godrej Agrovet Limited (GAVL) - Consolidated Financial Highlights

₹ crore	Q1 FY22	Q1 FY21
Total Income	2003	1562
Net Profit after tax	106	89

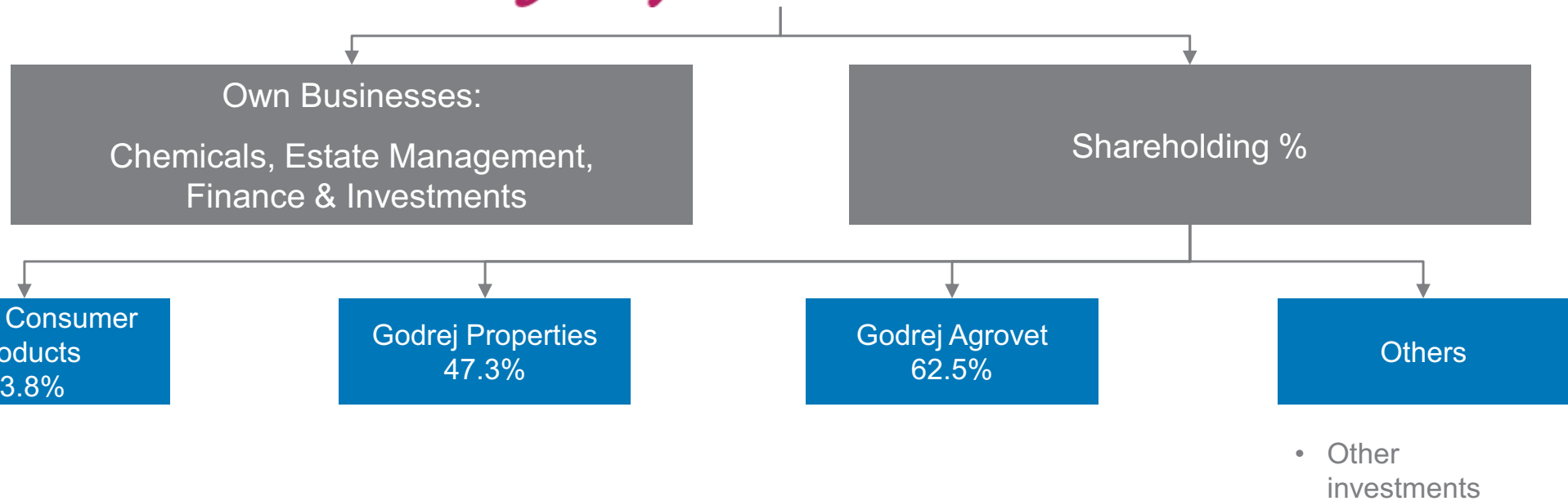
- **Animal Feed:** Realisation of R&D benefits and strategic raw material stocking supported profitability levels. Segment results grew by 33% for Q1FY22 as compared to the corresponding quarter of the pervious year.
- **Vegetable Oil:** Segment revenue grew by 84% in Q1FY22 due to increase in Crude palm oil and Palm Kernel oil prices, Segment results increased to ₹ 33 crore in Q1FY22 from ₹ 7 crore.
- **Crop Protection Business:** In Q1FY22, Consolidated revenues posted a growth of 15% as compared to the corresponding quarter of the previous year.
- **Dairy:** In Q1FY22 revenues stood at ₹267 crore a growth of 13% as compared to the corresponding quarter of the previous year.



OTHER INFORMATION

GODREJ INDUSTRIES LIMITED

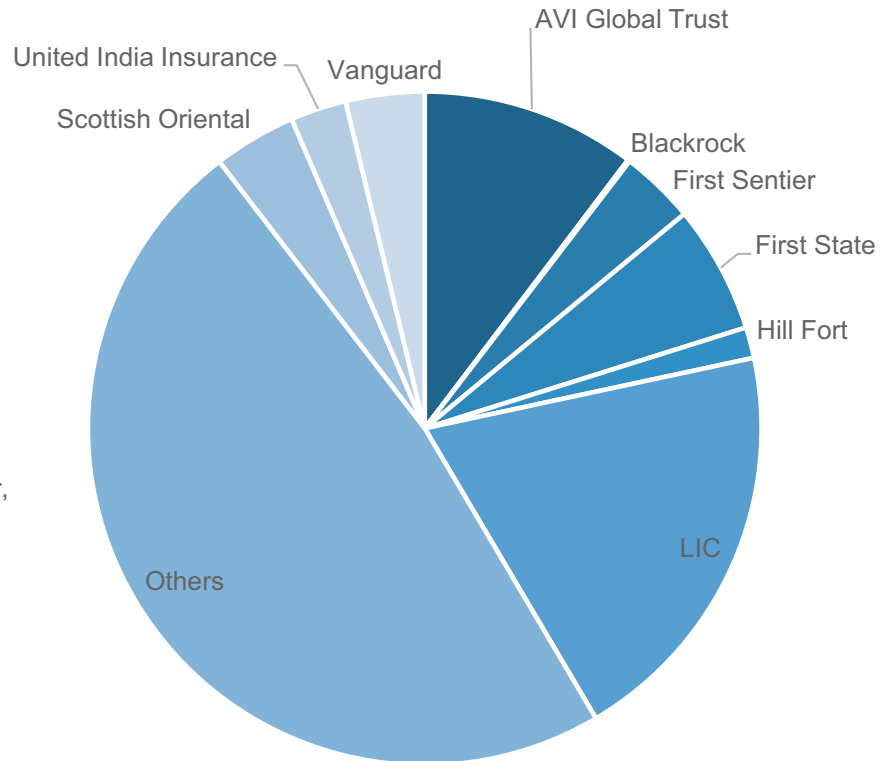
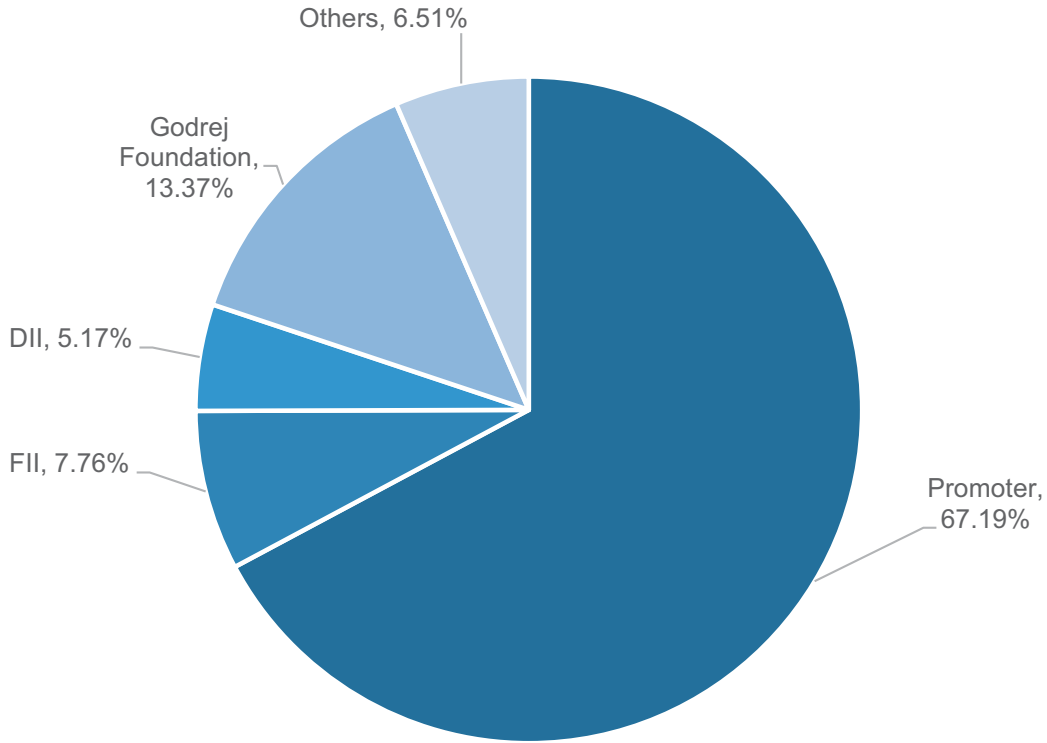
CORPORATE STRUCTURE



SIGNIFICANT APPRECIATION IN INVESTMENT VALUE

Company	Business	Holding (%)	Investment at cost (₹ crore)	Market Value [^] of investment (₹ crore)
Godrej Consumer Products (GCPL)	FMCG, Personal and Household Care products	23.8%	1,366	21,120
Godrej Properties (GPL)	Real Estate and Property Development	47.3%	1761	18,354
Godrej Agrovet	Animal Feed, Agri-inputs, Poultry, Dairy & Oil Palm	62.5%	810	7,600
Godrej International	International Trading	100%	15	
Godrej International & Trading	International Trading & Investments	100%	4	
Others		--	26	
	Total		3,982	

SHAREHOLDING PATTERN AS ON JUNE 30, 2021



Major Institutional Investors



THANK YOU FOR YOUR TIME AND CONSIDERATION